



# ENERG

енергия · ενεργεια

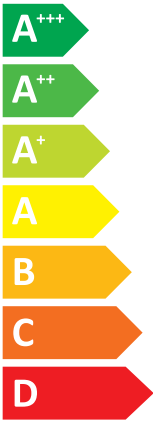
Y IJA  
IE IA



Model Indoor unit  
Outdoor unit

**MSZ-HR25VF**  
**MUZ-HR25VF**

SEER




**A<sup>++</sup>**

kW **2,5**

SEER **6,2**

kWh/annum **141**

SCOP



**A<sup>+++</sup>**

**A<sup>+</sup>**

kW **1,1**

SCOP **5,3**

kWh/annum **289**

**1,9** X

**4,3** X

**614** X



**57dB**



**63dB**



ENERGIA · ЕНЕРГИЯ · ΕΝΕΡΓΕΙΑ · ENERGIJA · ENERGY · ENERGIE · ENERGI  
626/2011

JG79J210H01



A Model	B Indoor unit		MSZ-HR25VF	MSZ-HR35VF	MSZ-HR42VF	MSZ-HR50VF	
	C Outdoor unit		MUZ-HR25VF	MUZ-HR35VF	MUZ-HR42VF	MUZ-HR50VF	
D Sound power levels on cooling mode	E Inside	dB	57	60	60	60	
	F Outside	dB	63	64	64	64	
G Refrigerant			R32 GWP 550 *1				
H Cooling	SEER		6,2	6,2	6,5	6,5	
	I Energy efficiency class		A++	A++	A++	A++	
	K Annual electricity consumption *2 kWh/a		141	191	226	269	
	L Design load kw		2,5	3,4	4,2	5,0	
M Heating (Average / Warmer season)	SCOP		4,3 / 5,3	4,3 / 5,2	4,3 / 5,2	4,3 / 5,2	
	N Energy efficiency class		A+ / A+++	A+ / A+++	A+ / A+++	A+ / A+++	
	O Annual electricity consumption *2 kWh/a		614 / 289	781 / 344	928 / 427	1224 / 558	
	P Design load kw		1,9 / 1,1	2,4 / 1,3	2,9 / 1,6	3,8 / 2,1	
	Q De-cleared capacity	R at reference design temperature	kw	1,9(-10°C) / 1,1( 2°C)	2,4(-10°C) / 1,3( 2°C)	2,9(-10°C) / 1,6( 2°C)	3,8(-10°C) / 2,1( 2°C)
		S at bivalent temperature	kw	1,9(-10°C) / 1,1( 2°C)	2,4(-10°C) / 1,3( 2°C)	2,9(-10°C) / 1,6( 2°C)	3,8(-10°C) / 2,1( 2°C)
		T at operation limit temperature	kw	1,9(-10°C) / 1,9(-10°C)	2,4(-10°C) / 2,4(-10°C)	2,9(-10°C) / 2,9(-10°C)	3,8(-10°C) / 3,8(-10°C)
	U Back up heating capacity		kw	0,0(-10°C) / 0,0( 2°C)	0,0(-10°C) / 0,0( 2°C)	0,0(-10°C) / 0,0( 2°C)	0,0(-10°C) / 0,0( 2°C)

	Deutsch	Italiano	Svenska	Polski	Eesti	Malti	Русский
A	Modell	Modello	Modell	Model	Mudel	Mudell	Модель
B	Innengerät	Unità interna	Inomhusenhet	Jednostka wewnętrzna	Siseseade	Unità għal ġewwa	Внутренний прибор
C	Außengerät	Unità esterna	Utomhusenhet	Jednostka zewnętrzna	Välisseade	Unità għal barra	Наружный прибор
D	Schalleistungspegel im Kühlmodus	Livelli di potenza sonora in modalità di raffreddamento	Bullernivå i nedkylningsläget	Poziom mocy dźwięku w trybie chłodzenia	Müratasemed jahutusrežiimis	Livelli tal-qawwa tal-hsejjes fil-modalità tat-tkessih	Значения уровня звуковой мощности в режиме охлаждения
E	Innen	Interno	Insida	Wewnątrz	Sees	Ġewwa	Внутри
F	Außen	Esterno	Utsida	Na zewnątrz	Väljas	Barra	Снаружи
G	Kühlmittel	Refrigerante	Köldmedel	Czynnik chłodniczy	Külmutusagens	Refrigerant	Хладагент

	Deutsch	Italiano	Svenska	Polski	Eesti	Malti	Русский
H	Kühlen	Raffreddamento	Kyla	Chłodzenie	Jahutus	Tkessih	Охлаждение
J	Energieeffizienzklasse	Classe di efficienza energetica	Energiklass	Klasa energetyczna	Energiatõhususe klass	Klassi tal-effiċjenza fl-użu tal-enerġija	Класс эффективности использования энергии
K	Jahresstromverbrauch *2	Consumo annuale di energia elettrica *2	Årlig strömförbrukning *2	Zużycie prądu w skali roku *2	Aastane voolutarbimus *2	Konsum annwali tal-elettriku *2	Годовое потребление электроэнергии *2
L	Lastauslegung	Carico nominale	Dimensionerande belastning	Maksymalne obciążenie	Projekteeritud koormus	Tagħbiya tad-disinn	Расчетная нагрузка
M	Chauffage (moyenne saison / saison chaude)	Θέρμανση (Εποχή με μέσες / υψηλότερες θερμοκρασίες)	Topeni (průměrná/teplá sezóna)	Ogrzewanie (Średnio / Topły sezon)	Sildõhõud (Keskmise/soojaperiood)	Tishin (Staġun Medju / Aktar Shun)	Нагрев (средний/теплый сезон)
N	Nennkapazität	Capacità dichiarata	Deklarerad kapacitet	Deklarowana pojemność	Deklaratsioon võimsus	Kapaċità ddiċjarata	Гарантированная мощность
O	bei angegebener Referenztemperatur	alla temperatura di progetto di riferimento	vid dimensionerande referenstempertur	w znamionowej temperaturze odniesienia	projekteerimise võrdlustemperatuur juures	f'temperatura tad-disinn ta' referenza	при эталонной расчетной температуре
P	à la température de calcul de référence	σε θερμοκρασία σχεδιασμού αναφοράς	při referenční výpočtové teplotě	ob referenční nazivní temperaturi	ag teocht deartha tagartha	perusmitoitustämpötilassa	ved referansetemperatur for utforming
R	à température bivalente	alla temperatura bivalente	vid bivalent temperatur	w temperaturze bivalentnej	bivalentse temperatuur juures	f'temperatura bivalenti	при бивалентной температуре
S	à température de fonctionnement limite	σε θερμοκρασία ορίου λειτουργίας	při teplotě na hranici provozního limitu	pri mejni delovni temperaturi	ag teocht teorann oibriúcháin	toimintarajälämpötilassa	ved temperatur for driftsgrense
T	Backup-Heizleistung	Capacità di riscaldamento addizionale	Kapacitet för reservvärme	Zapasowa pojemność grzewcza	Tagavara küttevoimsus	Kapaċità tat-tishin ta' sostenn	Резервная тепловая мощность



**PRODUCT INFORMATION (\*)**

ROOM AIR CONDITIONER	INDOOR MODEL	MSZ-HR25VF
	OUTDOOR MODEL	MUZ-HR25VF

Function (indicate if present)	
cooling	Y
heating	Y

If function includes heating: Indicate the heating season the information relates to. Indicated values should relate to one heating season at a time. Include at least the heating season 'Average'.

Average (mandatory)	Y
Warmer (if designated)	Y
Colder (if designated)	N

Item	symbol	value	unit
<b>Design load</b>			
cooling	P <sub>designc</sub>	2,5	kW
heating/Average	P <sub>designh</sub>	1,9	kW
heating/Warmer	P <sub>designh</sub>	1,1	kW
heating/Colder	P <sub>designh</sub>	x	kW

Item	symbol	value	unit
<b>Seasonal efficiency</b>			
cooling	SEER	6,2	-
heating/Average	SCOP/A	4,3	-
heating/Warmer	SCOP/W	5,3	-
heating/Colder	SCOP/C	x	-

Declared capacity for cooling, at indoor temperature 27(19)°C and outdoor temperature T <sub>j</sub>			
T <sub>j</sub> =35°C	P <sub>dc</sub>	2,5	kW
T <sub>j</sub> =30°C	P <sub>dc</sub>	1,9	kW
T <sub>j</sub> =25°C	P <sub>dc</sub>	1,2	kW
T <sub>j</sub> =20°C	P <sub>dc</sub>	1,0	kW

Declared energy efficiency ratio, at indoor temperature 27(19) °C and outdoor temperature T <sub>j</sub>			
T <sub>j</sub> =35°C	EERd	3,2	-
T <sub>j</sub> =30°C	EERd	4,9	-
T <sub>j</sub> =25°C	EERd	8,0	-
T <sub>j</sub> =20°C	EERd	11,0	-

Declared capacity for heating/Average season, at indoor temperature 20°C and outdoor temperature T <sub>j</sub>			
T <sub>j</sub> =-7°C	P <sub>dh</sub>	1,7	kW
T <sub>j</sub> =2°C	P <sub>dh</sub>	1,1	kW
T <sub>j</sub> =7°C	P <sub>dh</sub>	0,7	kW
T <sub>j</sub> =12°C	P <sub>dh</sub>	0,8	kW
T <sub>j</sub> =bivalent temperature	P <sub>dh</sub>	1,9	kW
T <sub>j</sub> =operating limit	P <sub>dh</sub>	1,9	kW

Declared coefficient of performance/Average season, at indoor temperature 20°C and outdoor temperature T <sub>j</sub>			
T <sub>j</sub> =-7°C	COPd	2,9	-
T <sub>j</sub> =2°C	COPd	4,3	-
T <sub>j</sub> =7°C	COPd	5,4	-
T <sub>j</sub> =12°C	COPd	6,8	-
T <sub>j</sub> =bivalent temperature	COPd	2,7	-
T <sub>j</sub> =operating limit	COPd	2,7	-

Declared capacity for heating/Warmer season, at indoor temperature 20°C and outdoor temperature T <sub>j</sub>			
T <sub>j</sub> =2°C	P <sub>dh</sub>	1,1	kW
T <sub>j</sub> =7°C	P <sub>dh</sub>	0,7	kW
T <sub>j</sub> =12°C	P <sub>dh</sub>	0,8	kW
T <sub>j</sub> =bivalent temperature	P <sub>dh</sub>	1,1	kW
T <sub>j</sub> =operating limit	P <sub>dh</sub>	1,9	kW

Declared coefficient of performance/Warmer season, at indoor temperature 20°C and outdoor temperature T <sub>j</sub>			
T <sub>j</sub> =2°C	COPd	4,3	-
T <sub>j</sub> =7°C	COPd	5,4	-
T <sub>j</sub> =12°C	COPd	6,8	-
T <sub>j</sub> =bivalent temperature	COPd	4,3	-
T <sub>j</sub> =operating limit	COPd	2,7	-

Declared capacity for heating/Colder season, at indoor temperature 20°C and outdoor temperature T <sub>j</sub>			
T <sub>j</sub> =-7°C	P <sub>dh</sub>	x	kW
T <sub>j</sub> =2°C	P <sub>dh</sub>	x	kW
T <sub>j</sub> =7°C	P <sub>dh</sub>	x	kW
T <sub>j</sub> =12°C	P <sub>dh</sub>	x	kW
T <sub>j</sub> =bivalent temperature	P <sub>dh</sub>	x	kW
T <sub>j</sub> =operating limit	P <sub>dh</sub>	x	kW
T <sub>j</sub> =-15°C	P <sub>dh</sub>	x	kW

Declared coefficient of performance/Colder season, at indoor temperature 20°C and outdoor temperature T <sub>j</sub>			
T <sub>j</sub> =-7°C	COPd	x	-
T <sub>j</sub> =2°C	COPd	x	-
T <sub>j</sub> =7°C	COPd	x	-
T <sub>j</sub> =12°C	COPd	x	-
T <sub>j</sub> =bivalent temperature	COPd	x	-
T <sub>j</sub> =operating limit	COPd	x	-
T <sub>j</sub> =-15°C	COPd	x	-

<b>Bivalent temperature</b>			
heating/Average	T <sub>biv</sub>	-10	°C
heating/Warmer	T <sub>biv</sub>	2	°C
heating/Colder	T <sub>biv</sub>	x	°C

<b>Operating limit temperature</b>			
heating/Average	Tol	-10	°C
heating/Warmer	Tol	-10	°C
heating/Colder	Tol	x	°C

<b>Cycling interval capacity</b>			
for cooling	P <sub>cycc</sub>	x	kW
for heating	P <sub>cyh</sub>	x	kW
Degradation co-efficient cooling	C <sub>dc</sub>	0,25	-

<b>Cycling interval efficiency</b>			
for cooling	EER <sub>cycc</sub>	x	-
for heating	COP <sub>cyh</sub>	x	-
Degradation co-efficient heating	C <sub>dh</sub>	0,25	-

<b>Electric power input in power modes other than 'active mode'</b>			
off mode	P <sub>OFF</sub>	4	W
standby mode	P <sub>SB</sub>	4	W
thermostat - off mode	P <sub>TO</sub>	6	W
crankcase heater mode	P <sub>CK</sub>	0	W

<b>Annual electricity consumption</b>			
cooling	Q <sub>CE</sub>	141	kWh/a
heating/Average	Q <sub>HE</sub>	614	kWh/a
heating/Warmer	Q <sub>HE</sub>	289	kWh/a
heating/Colder	Q <sub>HE</sub>	x	kWh/a

<b>Capacity control (indicate one of three options)</b>	
fixed	N
staged	N
variable	Y

<b>Other items</b>			
Sound power level (indoor/outdoor)	L <sub>WA</sub>	57/63	dB(A)
Global warming potential	GWP	550	kgCO <sub>2</sub> eq.
Rated air flow (indoor/outdoor)	-	582/1818	m <sup>3</sup> /h

Contact details for obtaining more information	Name and address of the manufacturer or of its authorized representative.
--	---

(\*) This information is based on the "product information requirement" in COMMISSION REGULATION (EU) No206/2012.

**TECHNICAL DOCUMENTATION <sup>(1)</sup>**

ROOM AIR CONDITIONER	INDOOR MODEL	MSZ-HR25VF	280H*838W*228D (mm)
	OUTDOOR MODEL	MUZ-HR25VF	538H*699W*249D (mm)

<b>Function</b>	
cooling	Y
heating	Y


<b>The heating season</b>	
Average (mandatory)	Y
Warmer (if designated)	Y
Colder (if designated)	N

<b>Capacity control</b>	
fixed	N
staged	N
variable	Y

Item	symbol	value	unit
<b>Seasonal efficiency <sup>(2)</sup></b>			
cooling	SEER	6,2	-
heating/Average	SCOP/A	4,3	-
heating/Warmer	SCOP/W	5,3	-
heating/Colder	SCOP/C	x	-

<b>Energy efficiency class</b>			
cooling	SEER	A++	-
heating/Average	SCOP/A	A+	-
heating/Warmer	SCOP/W	A+++	-
heating/Colder	SCOP/C	x	-

<b>Other items</b>			
Sound power level (indoor/outdoor)	L <sub>WA</sub>	57/63	dB(A)
Refrigerant	-	R32	-
Global warming potential	GWP	550	kgCO <sub>2</sub> eq.

identification and signature of the person empowered to bind the supplier	
	Selin Domekeli Chief, Quality Assurance Department Mitsubishi Electric Air Conditioning Systems Manufacturing Turkey Joint Stock Company

(1) This information is based on COMMISSION DELEGATED REGULATION (EU)No626/2011.

(2) SEER/SCOP values are measured based on FprEN 14825:2016: Testing and rating at part load conditions and calculation of seasonal performance.