



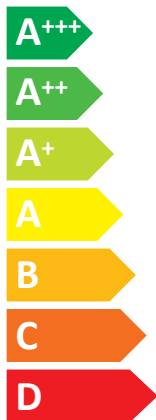
ENERG

енергия · ενεργεια



Model Outdoor unit **MXZ-3F54VF**
Indoor unit1/2/3 **MSZ-LN18/18/18VG**

SEER



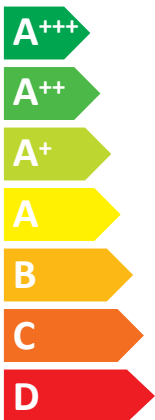
A+++

kW 5,4

SEER 8,52

kWh/annum 222

SCOP



A++

kW X 5,0 X

SCOP X 4,61 X

kWh/annum X 1520 X



Indoor unit1/2/3
58dB



Outdoor unit
60dB



ENERGIA · ЕНЕРГИЯ · ΕΝΕΡΓΕΙΑ · ENERGIJA · ENERGY · ENERGIE · ENERGI

626/2011

BH79N257H16

PRODUCT INFORMATION (*)							
ROOM AIR CONDITIONER		INDOOR MODEL 1/2/3 INDOOR MODEL 4/5/6 OUTDOOR MODEL	MSZ-LN18VG / MSZ-LN18VG / MSZ-LN18VG - / - / - MXZ-3F54VF				
Function (indicate if present)		If function includes heating: Indicate the heating season the information relates to. Indicated values should relate to one heating season at a time. Include at least the heating season 'Average'.					
cooling		Y		Y			
heating		Y		N			
				N			
Item	symbol	value	unit	Item	symbol	value	unit
Design load				Seasonal efficiency			
cooling	Pdesignc	5,4	kW	cooling	SEER	8,52	-
heating/Average	Pdesignh	5,0	kW	heating/Average	SCOP/A	4,61	-
heating/Warmer	Pdesignh	x	kW	heating/Warmer	SCOP/W	x	-
heating/Colder	Pdesignh	x	kW	heating/Colder	SCOP/C	x	-
Declared capacity for cooling, at indoor temperature 27(19)°C and outdoor temperature Tj				Declared energy efficiency ratio, at indoor temperature 27(19)°C and outdoor temperature Tj			
Tj=35°C	Pdc	5,40	kW	Tj=35°C	EERd	4,09	-
Tj=30°C	Pdc	4,00	kW	Tj=30°C	EERd	6,70	-
Tj=25°C	Pdc	2,60	kW	Tj=25°C	EERd	10,90	-
Tj=20°C	Pdc	2,40	kW	Tj=20°C	EERd	14,50	-
Declared capacity for heating/Average season, at indoor temperature 20°C and outdoor temperature Tj				Declared coefficient of performance/Average season, at indoor temperature 20°C and outdoor temperature Tj			
Tj=-7°C	Pdh	4,50	kW	Tj=-7°C	COPd	3,10	-
Tj=2°C	Pdh	2,80	kW	Tj=2°C	COPd	4,50	-
Tj=7°C	Pdh	1,80	kW	Tj=7°C	COPd	6,00	-
Tj=12°C	Pdh	1,80	kW	Tj=12°C	COPd	7,40	-
Tj=bivalent temperature	Pdh	4,50	kW	Tj=bivalent temperature	COPd	3,10	-
Tj=operating limit	Pdh	3,20	kW	Tj=operating limit	COPd	2,30	-
Declared capacity for heating/Warmer season, at indoor temperature 20°C and outdoor temperature Tj				Declared coefficient of performance/Warmer season, at indoor temperature 20°C and outdoor temperature Tj			
Tj=2°C	Pdh	x	kW	Tj=2°C	COPd	x	-
Tj=7°C	Pdh	x	kW	Tj=7°C	COPd	x	-
Tj=12°C	Pdh	x	kW	Tj=12°C	COPd	x	-
Tj=bivalent temperature	Pdh	x	kW	Tj=bivalent temperature	COPd	x	-
Tj=operating limit	Pdh	x	kW	Tj=operating limit	COPd	x	-
Declared capacity for heating/Colder season, at indoor temperature 20°C and outdoor temperature Tj				Declared coefficient of performance/Colder season, at indoor temperature 20°C and outdoor temperature Tj			
Tj=-7°C	Pdh	x	kW	Tj=-7°C	COPd	x	-
Tj=2°C	Pdh	x	kW	Tj=2°C	COPd	x	-
Tj=7°C	Pdh	x	kW	Tj=7°C	COPd	x	-
Tj=12°C	Pdh	x	kW	Tj=12°C	COPd	x	-
Tj=bivalent temperature	Pdh	x	kW	Tj=bivalent temperature	COPd	x	-
Tj=operating limit	Pdh	x	kW	Tj=operating limit	COPd	x	-
Tj=-15°C	Pdh	x	kW	Tj=-15°C	COPd	x	-
Bivalent temperature				Operating limit temperature			
heating/Average	Tbiv	-7	°C	heating/Average	Tol	-15	°C
heating/Warmer	Tbiv	x	°C	heating/Warmer	Tol	x	°C
heating/Colder	Tbiv	x	°C	heating/Colder	Tol	x	°C
Cycling interval capacity				Cycling interval efficiency			
for cooling	Pcycc	x	kW	for cooling	EERcyc	x	-
for heating	Pcyh	x	kW	for heating	COPcyc	x	-
Degradation co-efficient	Cdc	0,25	-	Degradation co-efficient	Cdh	0,25	-
Electric power input in power modes other than 'active mode'				Annual electricity consumption			
off mode	POFF	3	W	cooling	QCE	222	kWh/a
standby mode	PSB	3	W	heating/Average	QHE	1520	kWh/a
thermostat - off mode	PTO	18	W	heating/Warmer	QHE	x	kWh/a
crankcase heater mode	PCK	0	W	heating/Colder	QHE	x	kWh/a
Capacity control (indicate one of three options)				Other items			
fixed		N		Sound power level (indoor1-3/outdoor)	LWA	58/60	dB(A)
staged		N		Global warming potential	GWP	550	kgCO2eq
variable		Y		Rated air flow (indoor1-3/outdoor)	-	690/1860	m³/h
Contact details for obtaining more information	MITSUBISHI ELECTRIC CORPORATION SHIZUOKA WORKS 3-18-1, Oshika, Suruga-ku, Shizuoka 422-8528, Japan E-mail: melshierp@nb.MitsubishiElectric.co.jp						

(*) This information is based on the "product information requirement" in COMMISSION REGULATION (EU) No206/2012,

TECHNICAL DOCUMENTATION (1)

ROOM AIR CONDITIONER	INDOOR MODEL 1	MSZ-LN18VG	307H890W233D (mm)
	INDOOR MODEL 2	MSZ-LN18VG	307H890W233D (mm)
	INDOOR MODEL 3	MSZ-LN18VG	307H890W233D (mm)
	INDOOR MODEL 4	-	-
	INDOOR MODEL 5	-	-
	INDOOR MODEL 6	-	-
	OUTDOOR MODEL	MXZ-3F54VF	710H840W330D (mm)

Function		
	cooling	Y
	heating	Y


The heating season		
	Average (mandatory)	Y
	Warmer (if designated)	N
	Colder (if designated)	N

Capacity control		
	fixed	N
	staged	N
	variable	Y

Item	symbol	value	unit
Seasonal efficiency (2)			
cooling	SEER	8,52	-
heating/Average	SCOP/A	4,61	-
heating/Warmer	SCOP/W	x	-
heating/Colder	SCOP/C	x	-

Energy efficiency class			
cooling	SEER	A+++	-
heating/Average	SCOP/A	A++	-
heating/Warmer	SCOP/W	x	-
heating/Colder	SCOP/C	x	-

Other items			
Sound power level (indoor1-3/outdoor)	LWA	58/60	dB(A)
Refrigerant	-	R32	-
Global warming potential	GWP	550	kgCO2eq,

identification and signature of the person empowered to bind the supplier	
Akira HIDAHA Department manager, Quality Assurance Department MITSUBISHI ELECTRIC CONSUMER PRODUCTS(THAILAND) CO.,LTD.	

(1) This information is based on COMMISSION DELEGATED REGULATION (EU)No626/2011,

(2) SEER/SCOP values are measured based on FprEN 14825:2011: Testing and rating at part load conditions and calculation of seasonal performance